

Two Knives

Snare Drum Solo
For Camille Emaille

Notes:

-Mallets to be used where indicated should be xylophone mallets with rattan handles and hard plastic heads. The choice of sticks is at the discretion of the performer.

-The pitch of the crotale to be placed face down, directly on the skin of the snare drum should be D7. The crotale strikes should be very loud, short, and piercing, without ringing. If a D7 crotale is unavailable to the performer, a piece of metal that produces the desired effect can be substituted. The crotale should be removed from the skin when not in use.

-The "pitch" staff indicates the pitch (bottom line is lowest in pitch, top is highest) to play the indicated rhythms at. This is accomplished by changing where the contact point of the stick/mallet. Every attempt should be made to make the pitch material as clear as possible.

-Cross-stick stick shot:

Place one stick in the "cross-stick" position and strike it with the other stick.

-The "Open Improvisation" section is optional, and may be omitted.

Snare Drum Solo

Two Knives

Tom Weeks

2018

♩ = 80

Pitch

Snare Drum

Crotale

Cross-stick stick shot

mp

sffz

Pitch

S.Dr.

mp

sffz

Pitch

S.Dr.

sffz

Pitch

S.Dr.

mp

Pitch

S.Dr.

ffz

Pitch

S.Dr.

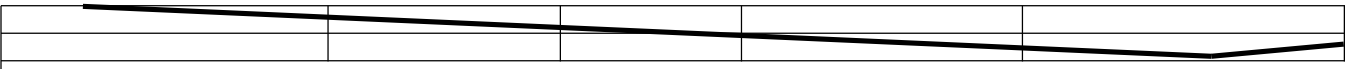
mp

Pitch


S.Dr.

ffz

Pitch

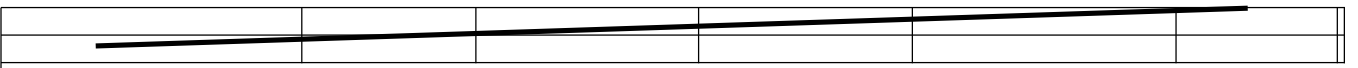


S.Dr.




mp

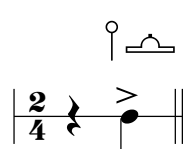
Pitch



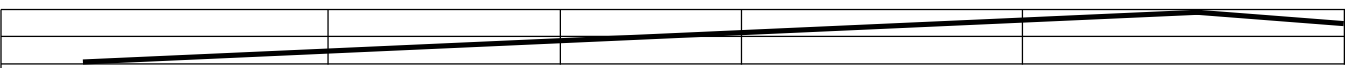
S.Dr.




ffz



Pitch

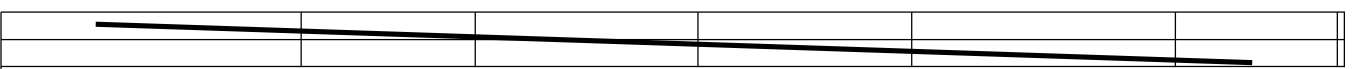


S.Dr.

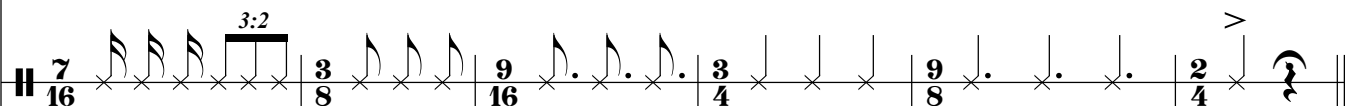


mp

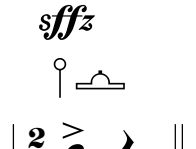
Pitch



S.Dr.



ffz



Pitch

S.Dr. On rim

mp ffmp ffmp ff

$(\text{♩} = 120)$

Pitch

S.Dr. f $3:2$ $3:2$ $3:2$ mp ff

Pitch

S.Dr. f $3:2$ $3:2$ $3:2$ mp ff

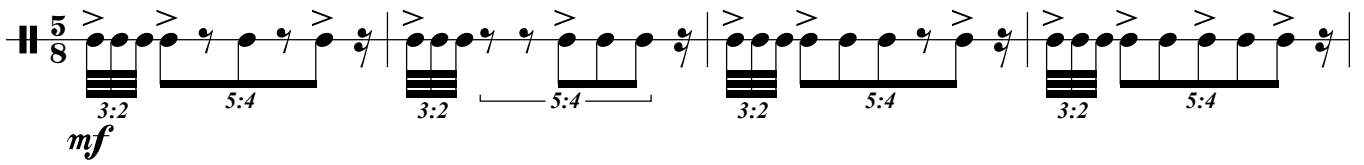
Norm.

S.Dr. f $3:2$ $3:2$ $3:2$ mp ff

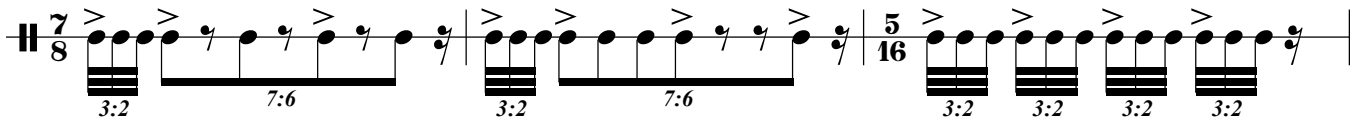
Open Improvisation

Tango

S.Dr. $\frac{5}{8}$ *mf*



S.Dr. $\frac{7}{8}$ $\frac{5}{16}$



S.Dr. $\frac{4}{4}$ *fff* $\sim 30''$ accel.

